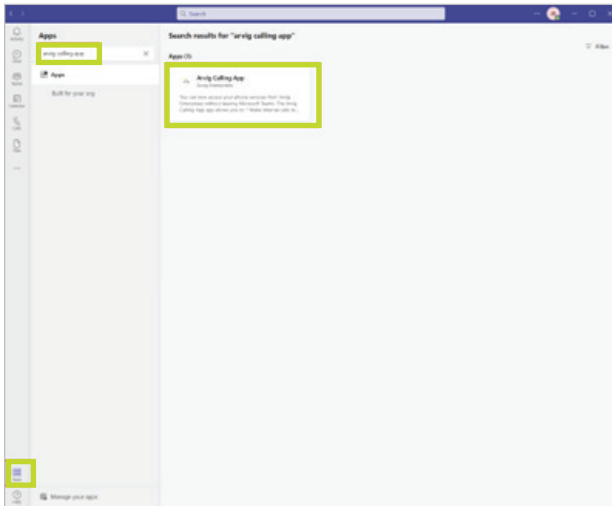


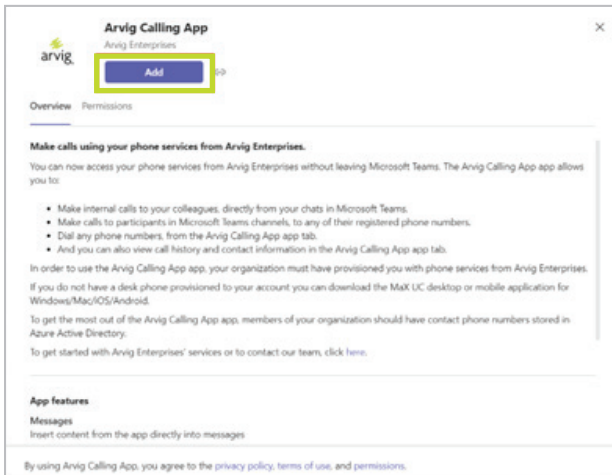
MaX UC & TEAMS INTEGRATION

QUICK START GUIDE

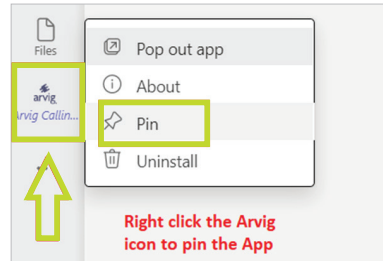
1. Click on apps in the bottom left corner and then search for **Arvig Calling Connector App**.



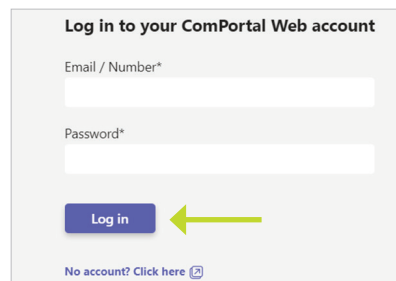
2. Once the app has been found, click **add**.



3. After the app is installed, pin it by right clicking and selecting **Pin**.



4. **Log in** with your ComPortal Web credentials (provided by Arvig).



5. Make sure your calling mode is set to **MaX UC**.

